

QUALIFIED BY PRATT & WHITNEY UNDER LICENSING AGREEMENT

PW1100

AIR TRANSPORTATION STAND

PWA211815



- > PW1100 POWERPLANT FOR AIRCRAFT FAMILY A320NEO
- > STANDARD AIRCRAFT TRANSPORTATION
- > STANDARD TRUCK TRANSPORTATION
- > UNDER WING ENGINE INSTALLATION

- > STOCK AVAILABILITY ON COMPONENTS
- > FREE ANNUAL FIT CHECK AND FUNCTION (A320 NEO EIS INCENTIVE)
- > REPAIR / RE CERTIFICATION
- > UPGRADES AND MODIFICATIONS














AOG - 24/7 HOTLINE: +1(802)4733341

DEDIENNE-AERO.COM | LEAPTOOLING.COM | NACELLETOOLING.COM



PW1100 ENGINE STAND SPECIFICATIONS

	WEIGHT	2,569 Kg [5,665 lb]
	DIMENSIONS	3,937 mm X 2,438 mm X 1,684 mm [155in X 95.7in X 66.3"]
	USAGE	Transport , Install and Remove PW1100 Engine
	USED WITH	-
	INTERFACES WITH	FAN FRAME TURBINE REAR FRAME
	BOOTSTRAP POINTS	On Engine Cradle
	LIFTING SYSTEM	YES
	LIFTING SYSTEM TYPE	Mechanical
	VERTICAL POSITIONS	2 1) UPPER POSITION - Engine Shipping 2) LOWER POSITION - Bootstrap Operation
	CASTER WHEEL TYPE	Swiveling Caster; Double Wheel with 1 ball lock pin
	CASTER WHEEL POSITIONS	2 Positions
	CASTER WHEEL POSITIONS	1) Storage Position 2) Engine Position
	ISOLATION	8 Shock Absorbing Mounts between Cradle and Trolley
	ISOLATION OBJECTIVE	Protect Engine Interfaces from shock, vibration and acceleration during transportation
	STACKABLE	NO
	TOWING CAPABILITY	FORWARD AND AFT

